

Social Services Agenda

December 18, 2018


1. Statistics
2. Request approval for Stellher Contracts.
3. Other, as needed

HUBBARD COUNTY CHILD SUPPORT UNIT

- * Currently we have approx 1,001 child support cases open
- * We have collected \$227,510.51 so far this year thru 11/30/2018
- * Our Federal Fiscal Year (FFY) is from October 1st thru Sept 30th
- * Please see the numbers below on collections performance since 2013

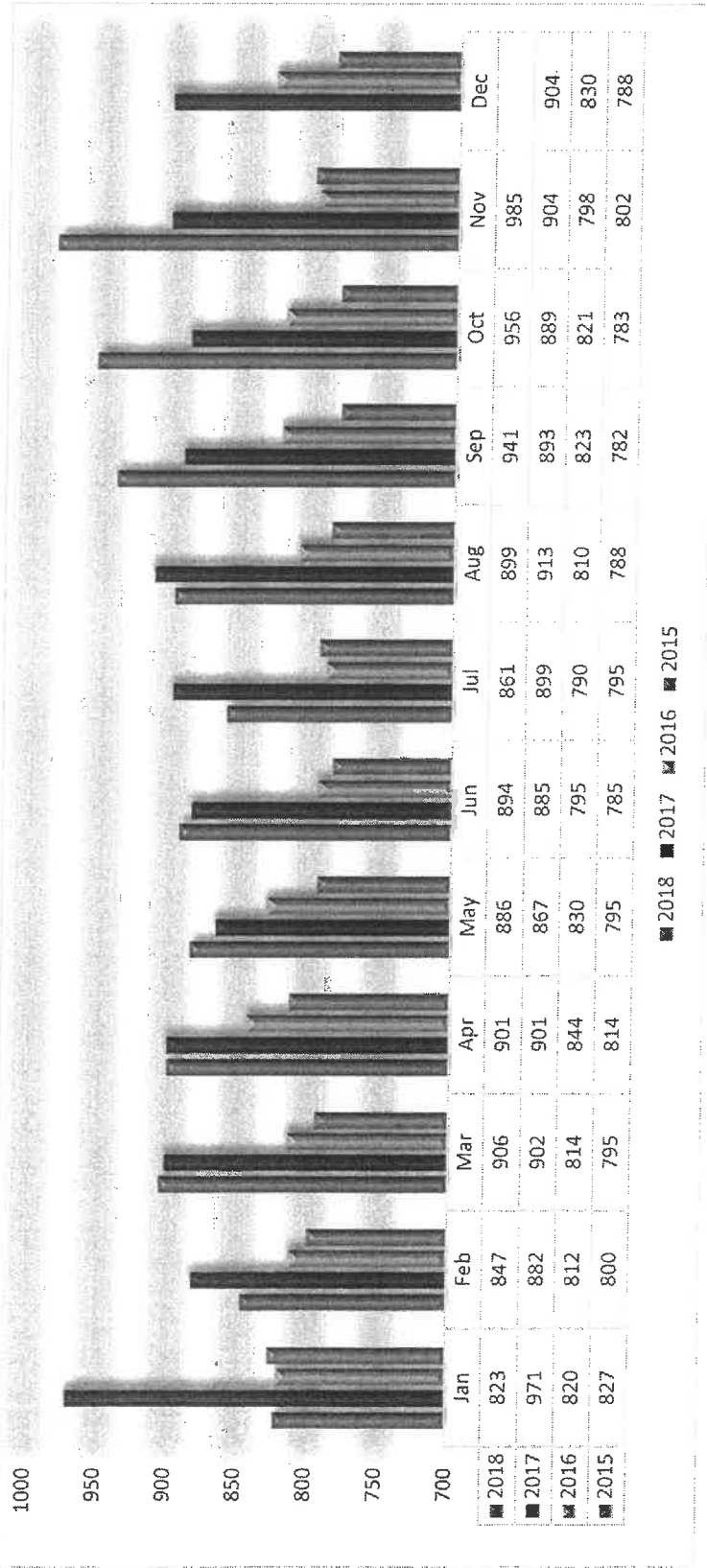
<u>2013</u>	<u>2014</u>	<u>2015</u>	<u>2016</u>	<u>2017</u>	<u>2018</u>
64.46%	64.43%	69.53%	73.16%	74.46%	72.93%

* New fiscal year starts Oct 1st



Hubbard County Social Services Open Workgroups

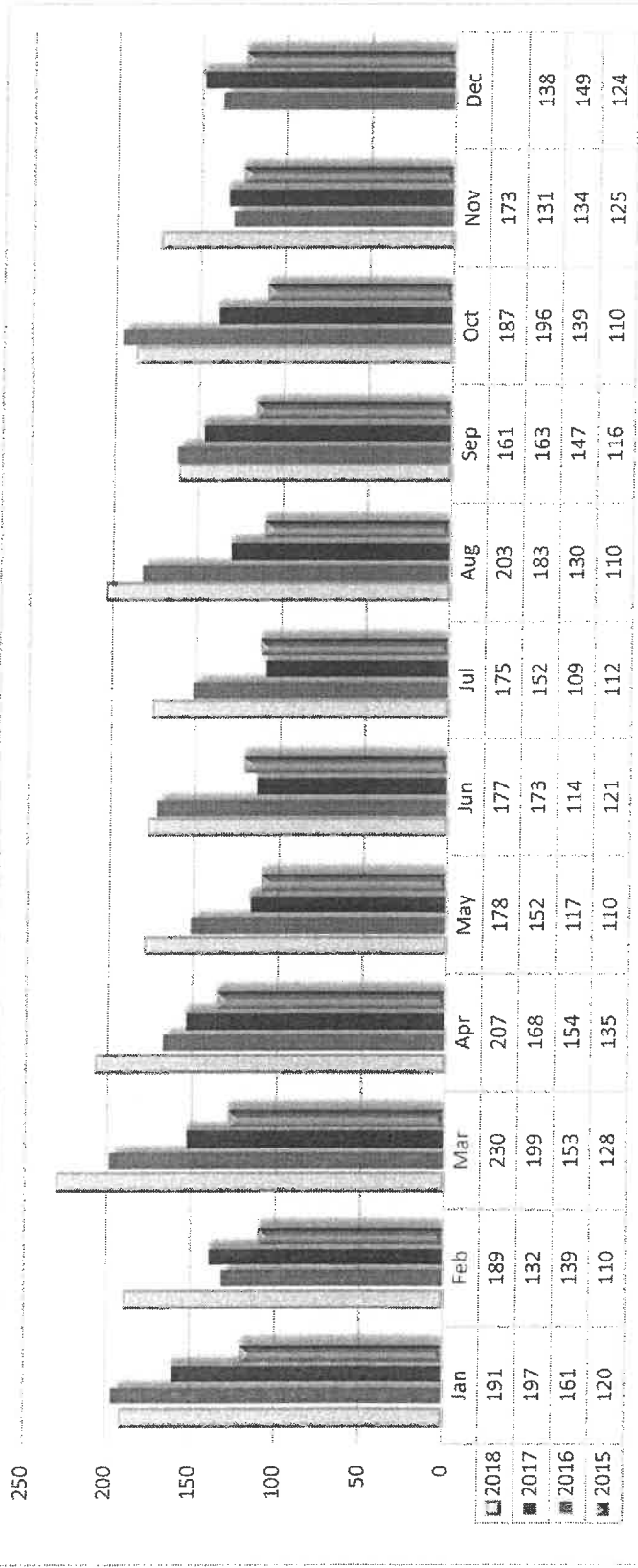
Month	Jan	Feb	Mar	Apr	May	Jun	Jul	Aug	Sep	Oct	Nov	Dec
2018	823	847	906	901	886	894	861	899	941	956	985	904
2017	971	882	902	901	867	885	899	913	893	889	904	904
2016	820	812	814	844	830	795	790	810	823	821	798	830
2015	827	800	795	814	795	785	795	788	782	783	802	788



Hubbard County Social Services Intakes



Month	Jan	Feb	Mar	Apr	May	Jun	Jul	Aug	Sep	Oct	Nov	Dec
2018	191	189	230	207	178	177	175	203	161	187	173	138
2017	197	132	199	168	152	173	152	183	163	196	131	138
2016	161	139	153	154	117	114	109	130	147	139	134	149
2015	120	110	128	135	110	121	112	110	116	110	125	124



Legend: 2018 (lightest), 2017 (medium), 2016 (dark), 2015 (darkest)



Hubbard County Social Services Children in Out of Home Placement

Month	Jan	Feb	Mar	Apr	May	Jun	Jul	Aug	Sep	Oct	Nov	Dec
2018	54	72	57	57	51	51	49	44	49	44	46	
2017	65	68	85	78	62	65	63	82	63	59	60	55
2016	77	78	79	78	73	73	72	82	70	69	71	71

